

CLOPAY COMMERCIAL – MODEL 3715

# energy series with intellicore



Model 3715, 14'2" x 14" Doors

## POLYURETHANE INSULATED STEEL DOOR WITH MINOR RIBS


Clopay's Model 3715 is an ideal sectional door for commercial and industrial facilities where energy efficiency and durability are required.

- Foamed in place Intellicore® polyurethane insulation with thermal break provides strength and energy efficiency. R-value 12.9.
- 1-3/8" thick door with three-layer steel front, insulated middle and steel backing.
- Three-stage steel paint process, inside and out, delivers a virtually maintenance free finish.
- Multiple window sizes and glazing options provide visibility, energy efficiency and design options.




Steel skins are protected through a tough, layered coating system, including a hot-dipped galvanized layer, a protective metal oxide pretreatment and a baked-on primer and top coat.

## EXTERIOR SKIN PATTERN



Minor Ribbed

## COLOR OPTIONS



Due to the printing process, colors may vary.

## CUSTOM PAINT OPTION



**COLOR BLAST®**

Color Blast® finish offers more than 1,500 Sherwin-Williams® color options to complement your building design. This durable two-part paint system has been thoroughly tested and is backed by a five-year warranty.

Due to solar reflective formulation to meet greater than a 38 LRV, some colors may not be available.

## FEATURES

### STANDARD HARDWARE

- TPE astragal in corrosion-resistant retainer
- Commercial 10-ball steel rollers (nylon tires available)
- Steel step plate and lift handle
- Galvanized steel end stiles
- Inside slide lock for increased security
- 2" or 3" track
- 10,000 cycle springs
- Galvanized aircraft cable with minimum 7:1 safety factor
- Variety of track configurations to meet building specifications

### MATERIALS AND CONSTRUCTION

|                       |   |
|-----------------------|---|
| Panel Thickness       | 1-3/8"  |
| Insulation            | CFC and HCFC-free Intellicore® polyurethane   |
| R-value               | 12.9*   |
| U-Factor              | 0.19†   |
| Air Infiltration Rate | 0.12 cfm/ft²  |
| Thermal Break         | Continuous foam   |
| Exterior Steel        | 27 gauge (.41 mm)   |
| Interior Steel        | 27 gauge (.41 mm)   |
| Exterior Surface      | Stucco embossed, minor ribbed   |
| Max Width             | 18'2"   |
| Max Height            | 16'   |
| Exterior Colors       | Standard White, Commercial Tan, Chocolate, Mocha Brown, Charcoal and Gray. Also available in Color Blast® finish. |
| Interior Color        | Standard White  |
| Limited Warranties    | 10-year delamination<br>10-year standard paint<br>5-year Color Blast® finish<br>1-year material and workmanship   |

\*Calculated door section R-value is in accordance with DASMA TDS-163.

†Tested door U-Factor is in accordance with DASMA 105.

For special sizes, applications and options, consult customer service at 1-800-526-4301.


## ADDITIONAL OPTIONS

### WINDOW OPTIONS



Available with insulated or insulated tempered glass. Full-view section, pre-painted Standard White or Chocolate; glazing options include DSB, tempered, plexiglass and insulated. 26" x 13" windows are available with Lexan® or plexiglass.

### HEAVY-DUTY HARDWARE (where not standard)



Double-end hinge

3" Track

### MULLIONS



Carry-away, roll-away or swing-up mullions are available on select sizes.

### EXHAUST PORT



Can be cut into any type of sectional door. Available in select sizes.



WindCode® design pressure (DP) up to 14 PSF depending on size. Models tested 50% greater than DP.



Upgrade your standard door with industrial-grade components.

### HIGH CYCLE SPRINGS



25,000, 50,000 or 100,000 cycle springs available.

### CODE COMPLIANT

This Clopay door complies with the 2015 IECC (International Energy Conservation Code) with an air infiltration rating of .40 cfm/ft² or less (IECC, Section 402.5.2), and also meets the U-Factor requirement of .37 or less (IECC, Section C402.4, for Climate Zones 1 through 8).



For more information on these and other Clopay products, visit [clopaycommercial.com](http://clopaycommercial.com). Architects and specifiers, visit [architectdoorhelp.com](http://architectdoorhelp.com).



©2024 Clopay Corporation. All rights reserved.

