

C.H.I. [®]
OVERHEAD DOORS

| FULL-VIEW ALUMINUM



THE
QUALITY
GARAGE
DOOR™

FULL-VIEW ALUMINUM



COMBINE HIGH DESIGN AND FUNCTION

A clean modern look combined with flexibility, durability, and quality make this door the perfect choice for many applications. Choose from a variety of glass or solid panels to make your building project stand out from the rest.




INSULATION

Optional insulated section rails are available providing additional thermal protection for your space.



BULB SEAL

Integrated bulb seal eliminates air and water infiltration keeping your interiors protected from the unwanted elements.



SECTION CONSTRUCTION

Rail and stile sections are assembled with through bolts for added strength and longevity.



POWDER COATING

Our in-house powder coating provides 100's of color options while providing a maintenance free, durable finish.

SECTIONS

- Sections are 2 inches thick, and assembled with through bolts at each vertical stile location
- Finishes are available in clear anodized or select one of our 188 RAL powder coat color options
- Section joints are tongue-and-groove with added bulb seal
- Insulated and 1/4" tempered glass is available in certain sizes (Call your distributor for quote)
- Substitute glass for insulated or non-insulated Aluminum panels
- Easily replace damaged glass or aluminum panels with removable retainer clips

TRACKS

- Tracks are 2" or 3" as specified
- Available in bracket mount, clip angle mount, angel mount, 12" radius, 15" radius, high lift, vertical lift, follow roof line, or dual track low head room

HARDWARE

- Package includes 11-gauge or 14-gauge hinges, as specified
- 2" or 3" long-stem or short-stem steel rollers with 10 ball bearings
- Heavy-duty adjustable top roller brackets
- Match hinges to sections for a seamless interior look, available in all 188 RAL powder coat color options

SPRINGS

- Torsion springs are helically wound with oil-tempered wire
- All springs are individually-calibrated for each door
- All tubes are galvanized for rust resistance



C.H.I.'s improved rail design has been tested and rated to the rigors of ANSI/DASMA 105 for air infiltration and thermal performance. See our updated specifications for more information.



Enjoy the view but keep the noise out!

C.H.I Full-View Aluminum doors have been tested and certified for an STC (sound transmission class) Rating of 27.



FULL-VIEW ALUMINUM
MODEL SELECTION CHART

Select Your Door Model

BETTER		BEST	
Section Construction	2" Thick - Hollow Aluminum Rails	2" Thick - Insulated Aluminum Rails	
Material	Heavy Duty Aluminum	Heavy Duty Aluminum	
Insulation Type	No Insulation	Polystyrene	
			
Panel Style / Model Number²			
	3295	3297	
Full-View			


Personalize Your Door

Window Type²	Full-View	Full-View
Glass	All Models are available with all glass options.	
Solid Panels	All Models are available with solid aluminum panels (insulated or non-insulated)	
Colors¹	All Models are available in all colors.	

¹ Refer to your local C.H.I. Dealer for exact color.



GLASS




* Laminated options available for Plain and Frosted glass
Special glass options available, check website for new options!

ANODIZED ALUMINUM



SPECIALTY GLASS & PANEL OPTIONS

In addition to our standard glass offering, customize your door with specialty glass, solid panels or special materials. Contact your C.H.I. Dealer for options and details.




SUPER DURABLE POWDER COAT COLORS



NOTE: All powder coat colors add 1-week lead time.

UPGRADE TO SEAMLESS HARDWARE



Hinges and track can be upgraded to match powder-coated sections, creating a seamless appearance from the interior view.



SECTIONS
10 Years
SPRINGS
1 Year
HARDWARE
1 Year

Commercial Warranty

Part of owning a C.H.I. garage door is knowing that you can rely on the industry's best warranty. To maintain proper operation, an annual service inspection by a C.H.I. dealer is encouraged.

Details at chiohd.com/support

C.H.I. COLOR MATCHING

Our in-house powder coating provides 100's of color options while providing a maintenance free, durable finish.



Refer to your local C.H.I. Dealer for more information.

VERTICAL MARKET USES

Restaurant / Pub • Extend Interior / Outdoor Spaces
Car Wash • Open Concepts • Storefronts • Auto Dealerships
Service Centers • Fire Departments • Modern Residential





C.H.I. FULL-VIEW ALUMINUM DOORS ARE A PERFECT COMPLEMENT FOR YOUR BUILDING OR DESIGN PROJECT.

Have you thought about using a Full-View door to separate an open concept interior or extend your restaurant or bar space to an outdoor patio?

Full-View doors have been traditionally used where high visibility is important such as fire houses and auto dealerships – but Full-View doors can be used for many different applications.

Combining flexibility in panel sizes with glass options and expansive color options, Full-View doors will enhance and improve the function of your commercial space.





ARCHITECTURAL CONSULTANTS

Connect with one of our expert door consultants to assist you on your next project.

chiohd.com/architects

DOORVISIONS

Bring your vision to life.



doorvisions.chiohd.com

A BETTER BUYING EXPERIENCE

All C.H.I. doors, replacement parts, and accessories are sold only through our network of C.H.I. dealers: dedicated professionals who install and service our doors with the same quality and workmanship we use to manufacture them.



chiohd.com

1485 Sunrise Drive | Arthur, IL 61911 | USA

© 2019 C.H.I. Overhead Doors

All information presented is based on the specifications and features available at the time of printing and is subject to change without notice.

Your Local Garage Door Professional

