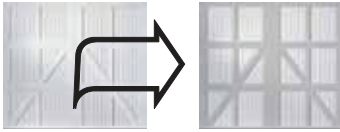


Finishing



Steel doors

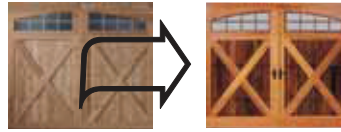
Amarr manufactured steel doors are pre-painted with a factory-applied finish that is suitable to be repainted with a wide variety of 100% acrylic exterior grade latex paints. When painting your door, follow the paint manufacturer's instructions. No warranty of compatibility is made or implied by Amarr. Painting pre-painted steel doors voids the paint finish warranty.

Preparation

Lightly buff or sand any surface imperfections. Next, visually inspect door for areas of exposed metal. Treat any exposed metal areas with a primer specifically designed to protect galvanized steel from rusting. Allow the primer to dry according to manufacturer's instructions. Once dry, thoroughly clean your door (refer to page 4). Door must be painted within twenty-four (24) hours.

Painting

Use a high-quality 100% acrylic exterior grade latex paint. **Do not use oil based paint.** Paint should be thoroughly mixed before using. If repainting your door, follow the paint manufacturer's instructions for applying paint in relation to temperature, sunlight, number of coats, etc. To avoid paint bleeding when using two colors, use a painting tape, such as 3M Blue Edge.™ Painting pre-painted steel doors voids the paint finish warranty.



Wood doors


Amarr manufactured wood doors are specialty wood products and have natural wood variations. Wood doors require special finishing prior to installation. To finish, preserve and protect your beautiful Amarr wood door, all six (6) sides of each garage door section must be finished within two (2) days of receipt of door and prior to installation to validate the warranty.

Preparation

Lightly buff or sand any natural surface imperfections.

Painting or Staining

Prior to installation, all six (6) sides of each garage door section must be painted (or sealed) with one (1) coat of exterior grade primer (or stain) and two (2) coats of high quality exterior grade paint (or sealer, if stained), in accordance with the finish manufacturer's instructions. Dark shades are not recommended for stain grade wood doors on southern or western exposures. Dark shades may require additional maintenance.



Composite doors

JELD-WEN® manufactured wood composite doors are supplied with a water-based primer and are ready to paint or stain. To finish, preserve and protect your beautiful JELD-WEN composite door, all six (6) sides of each garage door section must be finished within forty-eight (48) hours of receipt to validate the warranty. Follow the paint or stain manufacturer's instructions. No warranty of paint or stain compatibility is made or implied by JELD-WEN or Amarr.

Preparation

JELD-WEN wood composite doors are primed and ready to paint or stain. Clean any dirt or unwanted particles from the door surfaces prior to painting or staining.

Painting

For painting, JELD-WEN recommends the use of a high-quality 100% acrylic exterior grade latex paint with UV inhibitor. Follow the paint manufacturer's instructions for applying paint in relation to temperature, sunlight, number of coats, etc.

Staining

For staining, JELD-WEN recommends the use of ZAR® oil-based wood stain and exterior water-based polyurethane top coat. Read manufacturer's instructions thoroughly and follow directions explicitly. For a copy of ZAR instructions for staining a JELD-WEN garage door, visit www.garagedoorwarranty.com or contact your local garage door dealer.