



Amarr® Carriage Court CC4000

Steel Overlay Carriage House Garage Doors





Kensington design with Clear Square windows
in Almond/White with Blue Ridge decorative hardware



Newberry design with Closed Square
in Sandtone/White with Canterbury decorative handles



Tanglewood design with Closed Arch
in Wicker Tan/White with Versailles decorative hardware



Distinctly defined. The Amarr Carriage Court collection adds increased curb appeal to your home with 18 highly defined carriage house garage door designs. Built with durable composite overlay trim and insulated steel-backed sections, these garage doors provide energy efficiency, noise reduction and innovative design to your home.

Amarr Carriage Court CC4000

DESIGNS AVAILABLE WITH WINDOWS



Arcadia design in Sandtone/White
with Maple Creek decorative handles and Clavos

LAURELBAY (LB)*



CLOSED SQUARE (LB104)



CLOSED SQUARE (LB104)



CLOSED ARCH (LB105)



CLEAR SQUARE (LB115)



CLEAR ARCH (LB114)



3 LITE SQUARE (LB106)



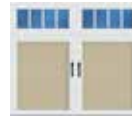
3 LITE ARCH (LB110)




6 LITE SQUARE (LB112)



6 LITE ARCH (LB108)




4 LITE SQUARE (LB107)



4 LITE ARCH (LB111)



8 LITE SQUARE (LB113)



8 LITE ARCH (LB109)

PINETOP (PT)




CLOSED SQUARE (PT104)



CLOSED SQUARE (PT104)



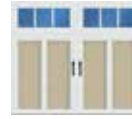
CLOSED ARCH (PT105)



CLEAR SQUARE (PT115)



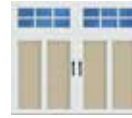
CLEAR ARCH (PT114)



3 LITE SQUARE (PT106)



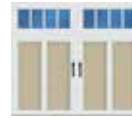
3 LITE ARCH (PT110)



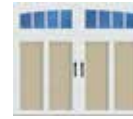
6 LITE SQUARE (PT112)



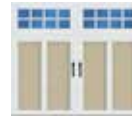
6 LITE ARCH (PT108)



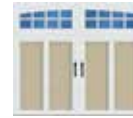
4 LITE SQUARE (PT107)



4 LITE ARCH (PT111)

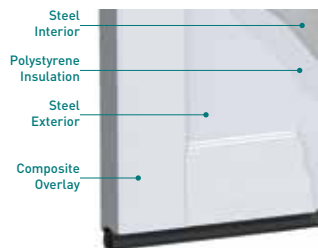


8 LITE SQUARE (PT113)



8 LITE ARCH (PT109)

CONSTRUCTION



STEEL

Four-Layer: Overlay + Steel + Insulation + Steel

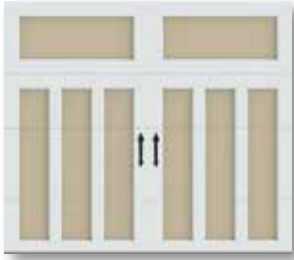
- 2" thick door with polystyrene insulation and steel interior
- Built with 1-3/8" steel section and 5/8" composite overlay trim

OVERLAY TRIM



- 5/8" thick composite overlay trim of reclaimed wood fiber and thermoplastic polymer
- Coped edge design
- Sustainable, green building material
- Resists rot, decay, and fungal growth
- Won't flake, blister, peel, pit or corrode


BRADBERRY (BB)




CLOSED SQUARE (BB104)



CLOSED SQUARE (BB104) CLOSED ARCH (BB105)




CLEAR SQUARE (BB115) CLEAR ARCH (BB114)



3 LITE SQUARE (BB106) 3 LITE ARCH (BB110)



6 LITE SQUARE (BB112) 6 LITE ARCH (BB108)



4 LITE SQUARE (BB107) 4 LITE ARCH (BB111)



8 LITE SQUARE (BB113) 8 LITE ARCH (BB109)

KENSINGTON (KT)



CLOSED SQUARE (KT104)



CLOSED SQUARE (KT104) CLOSED ARCH (KT105)




CLEAR SQUARE (KT115) CLEAR ARCH (KT114)



3 LITE SQUARE (KT106) 3 LITE ARCH (KT110)



6 LITE SQUARE (KT112) 6 LITE ARCH (KT108)



4 LITE SQUARE (KT107) 4 LITE ARCH (KT111)



8 LITE SQUARE (KT113) 8 LITE ARCH (KT109)

SEABROOK (SB)




CLOSED SQUARE (SB104)



CLOSED SQUARE (SB104) CLOSED ARCH (SB105)




CLEAR SQUARE (SB115) CLEAR ARCH (SB114)



3 LITE SQUARE (SB106) 3 LITE ARCH (SB110)



6 LITE SQUARE (SB112) 6 LITE ARCH (SB108)



4 LITE SQUARE (SB107) 4 LITE ARCH (SB111)



8 LITE SQUARE (SB113) 8 LITE ARCH (SB109)

ROSEMONT (RM)



CLOSED SQUARE (RM104)



CLOSED SQUARE (RM104) CLOSED ARCH (RM105)




CLEAR SQUARE (RM115) CLEAR ARCH (RM114)



3 LITE SQUARE (RM106) 3 LITE ARCH (RM110)



6 LITE SQUARE (RM112) 6 LITE ARCH (RM108)



4 LITE SQUARE (RM107) 4 LITE ARCH (RM111)



8 LITE SQUARE (RM113) 8 LITE ARCH (RM109)

WINDOWS



- Large rectangular or arched window designs in 24" top sections
- 5/8" thick decorative window grilles with coped edges
- Available in Clear, Obscure[†] or Insulated[†] glass

[†]Price upcharge applies.


COLORS Actual paint colors may vary from samples shown.



Door, window, and overlay can be painted using 100% acrylic exterior latex paint with a Light Reflective Value (LRV) of 8 or higher. Contact paint manufacturer for LRV ratings. Non-factory painting of garage door voids the paint finish warranty.

DECORATIVE HARDWARE

STAMPED STEEL



ASHLEY (AL)*



CLOSED SQUARE (AL104)



CLOSED SQUARE (AL104) CLOSED ARCH (AL105)

CHARLTON (CT)*




CLOSED SQUARE (CT104)



CLOSED SQUARE (CT104) CLOSED ARCH (CT105)

FAIRFIELD (FF)



CLOSED SQUARE (FF104)



CLOSED SQUARE (FF104) CLOSED ARCH (FF105)

MIDDLETON (MT)



CLOSED SQUARE (MT104)




CLOSED SQUARE (MT104) CLOSED ARCH (MT105)

GREENBRIAR (GB)*




CLOSED SQUARE (GB104)



CLOSED SQUARE (GB104) CLOSED ARCH (GB105)

DARBY (DB)



CLOSED SQUARE (DB104)




CLOSED SQUARE (DB104) CLOSED ARCH (DB105)

NEWBERRY (NB)



CLOSED SQUARE (NB104)



CLOSED SQUARE (NB104) CLOSED ARCH (NB105)

TANGLEWOOD (TW)




CLOSED SQUARE (TW104)



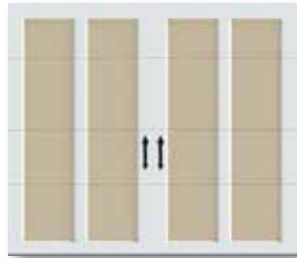
CLOSED SQUARE (TW104) CLOSED ARCH (TW105)

ARCADIA (AR)†




CLOSED SQUARE (AR104)

RAVENWOOD (RW)†



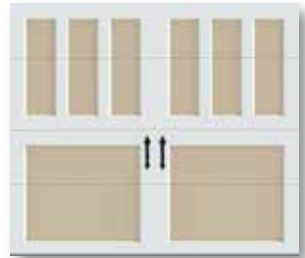
CLOSED SQUARE (RW104)

BROOKLAND (BL)†



CLOSED SQUARE (BL104)

MAGNOLIA (MG)†



CLOSED SQUARE (MG104)

*Available in 6" width (no window options).
†Closed Square only.

ALUMINUM

CANTERBURY



17" STRAP HINGES WITH CLAVOS

VERSAILLES



9" HANDLES

18" STRAP HINGES WITH CLAVOS

11" L-HINGE WITH CLAVOS

CASTLE ROCK



12" HANDLES

16" STRAP HINGES

MAGNETIC ABS VINYL

CLAVOS



1-3/4" CLAVOS

MAPLE CREEK



11" HANDLES

18" STRAP HINGES

NOTTINGHAM



10" tall

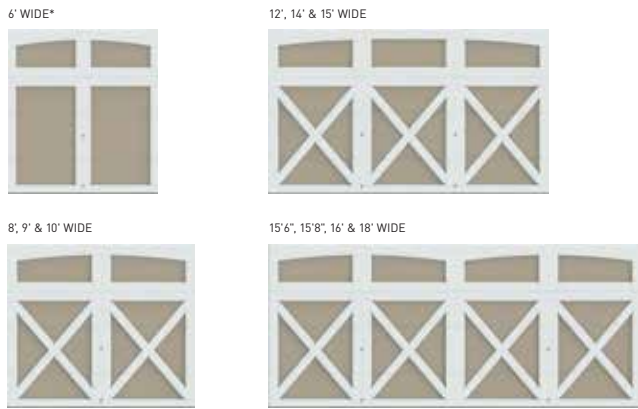
5" tall

18" STRAP HINGES

Aluminum decorative strap hinges with clavos not recommended for arch openings.

2-sided adhesive disks required when applying to overlay; must be purchased separately.

DOOR WIDTHS Only available in widths shown; not available in odd widths



*Available in Ashley, Charlton, Greenbriar and Laurelbay (no window options).

DOOR HEIGHTS Available in 6'6" - 10' heights in 3" increments†



†Rosemont not available in 8'3", 8'9", 9'3" and 9'9"; Tanglewood not available in 6'3" and 7'3" door heights.

DOOR CONFIGURATIONS

DOOR HEIGHT	INCHES	# OF SECTIONS	DESIGNS AVAILABLE WITH WINDOWS					DESIGNS NOT AVAILABLE WITH WINDOWS				
			BRADBERRY, KENSINGTON, LAURELBAY, PINETOP, ROSEMONT† & SEABROOK					ARCADIA, ASHLEY, BROOKLAND, CHARLTON, DARBY, FAIRFIELD, GREENBRIER, MAGNOLIA, MIDDLETON, NEWBERRY, RAVENWOOD & TANGLEWOOD‡				
			SECTION HEIGHTS (IN INCHES)					SECTION HEIGHTS (IN INCHES)				
			TOP SECTION	INTER SECTION	INTER SECTION	INTER SECTION	BOTTOM SECTION	TOP SECTION	INTER SECTION	INTER SECTION	INTER SECTION	BOTTOM SECTION
6'6"	78	4	24	18	18		18	18	18			24
6'9"	81	4	24	18	21		18	18	21	18		24
7'	84	4	24	18	24		18	18	24	18		24
7'3"	87	4	24	21	21		21	21	21	21		24
7'6"	90	4	24	24	18		24	24	18	24		24
7'9"	93	4	24	24	21		24	24	21	24		24
8'	96	4	24	24	24		24	24	24	24		24
8'3"*	99	5	24	18	18	18	21	21	18	18	18	24
8'6"*	102	5	24	18	21	21	18	21	18	21	18	24
8'9"*	105	5	24	21	18	18	24	24	21	18	18	24
9'	108	5	24	24	18	18	24	24	24	18	18	24
9'3"*	111	5	24	21	21	21	24	24	21	24	18	24
9'6"*	114	5	24	24	21	21	24	24	24	24	18	24
9'9"	117	5	24	24	21	24	24	24	24	24	21	24
10'	120	5	24	24	24	24	24	24	24	24	24	24

*Height not available in widths greater than 16' †Not available in 8'3", 8'9", 9'3" and 9'9" door heights ‡Not available in 6'3" and 7'3" door heights

SPECIFICATIONS

PANEL DESIGNS	CARRIAGE COURT CC4000
Carriage House	18 Designs
INSULATION ¹	Polystyrene
R-VALUE ²	6.48
ENERGY EFFICIENCY	Superior
QUIET OPERATION	Extra Quiet
DOOR THICKNESS	2"
WINDOW GLASS OPTIONS	
DSB Glass	•
Obscure Glass	•
Insulated Glass	•
WIND LOAD ³ AVAILABLE	•
PAINT FINISH WARRANTY ⁴	Lifetime
WORKMANSHIP/HARDWARE WARRANTY ⁴	5 Years
WINDOW/OVERLAY DISCOLORATION ⁴	10 Years
OVERLAY DELAMINATION ⁴	5 Years

¹ Insulation has passed self-ignition, flamespread and smoke developed index fire testing. ² Calculated door section R-value is in accordance with DASMA TDS-163. ³ It is your responsibility to make sure your garage door meets local building codes. ⁴ For complete warranty details, visit amarr.com or contact your local Amarr dealer.

PAINT FINISH

LIFETIME

LIMITED WARRANTY

WINDOW/OVERLAY DISCOLORATION

10-YEAR

LIMITED WARRANTY

WORKMANSHIP & HARDWARE

5-YEAR

LIMITED WARRANTY

OVERLAY DELAMINATION

5-YEAR

LIMITED WARRANTY

R-VALUE

6.48

YOUR LOCAL AMARR DEALER:

Entrematic
165 Carriage Court
Winston-Salem, NC 27105
800.503.DOOR
www.amarr.com



Door specifications and technical data subject to change without notice. Sectional door products from Entrematic may be the subject of one or more U.S. and/or foreign, issued and/or pending, design and/or utility patents. Entrematic and Amarr as words and logos are trademarks owned by Entrematic Group AB or companies within the Entrematic group. ©Entrematic Group AB 2020. All rights reserved. Printed in USA Form #6460720/5M/GVS