



Linear®

DC Powered with Battery Backup Garage Door Operators

LDCO **800**



LDCO **850**



LDCO **852**



The Professional Installer's 1st Choice!



Proven Performers

Operators by Linear

DC-Powered Performance

Smooth, Quiet, Reliable

The Linear line of DC-Powered garage door operators offers the best in reliability and performance. Our operators are some of the quietest and smoothest performers in the industry. Linear provides battery backup as both standard and field-installed options to meet SB-969 requirements, with the ability to mix and match operators and rails to give you and your customers options for any price point – resulting in the perfect operator for whatever the application.

7 belt and chain rails + accessories = Unlimited Versatility

With interchangeable rails and accessories, any way you configure a Linear system adds up to more value for your customers.

And more profits for you.

Smart GDOs

- WiFi connectivity with the Linear app
- Real-time monitoring and control of garage door — anywhere, any time
- Up to ten authorized users
- Set custom access and permissions for each user
- Scheduling of door and light operation, including timed, automatic door closing



LDCO800 | One Smooth Operator

- 800 Newton DC Motor for lifting heavy doors
- Smooth start/soft stop for ultra-smooth, quiet, and long-term reliable performance
- Same operating speed as AC operators
- 100W courtesy light
- Electronic limits for quick and easy setup
- Intelligent, self-learning, self-adjusting torque settings
- Low standby power and high-efficiency power design
- Deluxe Wall Station and 3-Channel Visor Transmitter included
- Battery Backup Compatible
- Built-in MegaCode format receiver

LDCO850 | One Smooth Smart Operator

- Smart connectivity via WiFi communication protocol
- 800 Newton DC Motor for lifting heavy doors
- Smooth Start/soft stop for ultra-smooth, quiet, and long-term reliable performance
- Same operating speed as AC operators
- Electronic limits for quick and easy setup
- Intelligent, self-learning, self-adjusting torque settings
- Low standby power/high efficiency design
- Dimmable LED lighting with 2000 lumens of brightness
- Battery Backup Included
- Built-in Megacode format receiver
- WiFi Wall Station and 3-Channel Visor Transmitter Included

LDCO852 | Smart Connectivity, Dual LED

- Smart connectivity via WiFi communication protocol
- 800 Newton DC Motor for lifting heavy doors
- Smooth Start/soft stop for ultra-smooth, quiet, and long-term reliable performance
- Same operating speeds as AC operators
- Electronic limits for quick and easy setup
- Intelligent, self-learning, self-adjusting torque settings
- Low standby power/high efficiency design
- Dimmable 200W LED lighting with up to 2000 lumens of brightness
- Battery Backup Included
- WiFi Wall Station and 3-Channel Visor Transmitter Included
- Built-In MegaCode format receiver

Our Lineup

- Energy Efficient
- Quiet/Smooth
- Powerful
- Residential/Light Duty
Commercial

Offering 1-2-3 Flexibility

- 1. Choose a Model**
LDCO800, 850 or 852
- 2. Choose a Rail**
7, 8 or 10 ft. Belt or Chain
- 3. Add Accessories**
I-Beam Conversion Rails,
Multifunction Transmitters
and Keypads

Quick and Easy to Set Up

- Interchangeability of Common Components
- Non-polarity beam wires
- Pre-assembled/tensioned Rails
- Installation and Set-up Simplicity



Simple Installation

Linear's extraordinary attention to design details enables you to zip right through each job.

Optional field-installed I-Beam conversion rail can be added to increase rigidity

Wall station mounting options include single-gang electrical box or directly to the wall. (Deluxe wall station shown)



Snap-in, non-polarized obstacle-sensing beams are sonically sealed to prevent water intrusion and can be mounted to track or wall



Pre-tensioned and pre-adjusted chain and belt rails

Fast and easy rail connection



All sensitivity, limit adjustments and transmitters set on the same side of the head

Built-in diagnostics and trouble shooting guide on operator

Best-in-Class Value

All Linear operators come packed with standard features that are added-cost options elsewhere — if available at all.

- Combination motor and gearbox has many years of proven performance and reliability behind it
- High-torque, variable-speed DC motor provides consistent power throughout the entire open and close cycle
- Gearbox is permanently lubricated
- Built-in self diagnostics

Tested

We test all our operators — not just as individual components, but as complete systems.

- 13-point function test: head to chain or belt, obstacle sensors to radio
- Results posted inside the operator

Backed

We stand behind our operators by offering the industry's most generous warranties — and the industry's best customer support.

- Lifetime warranty on motors and HBT belts
- 5-year warranty on HCT chains and mechanical parts
- 1-year warranty on electronics
- Nationwide distribution
- Industry's most knowledgeable and experienced field sales and service network

Enhanced Safety

Linear DC-Powered operators offer the latest safety enhancements to provide peace of mind for customers and are fully compliant with California SB-969.

- Battery backup options
- Soft-touch open and close
- Vacation mode
- Real-time monitoring and control from your smartphone*
- Timed and automatic closing*
- Custom access and permissions for each user*

*-available with LDCC0850 and 852 models.



California SB-969 requires newly sold or installed electric garage door openers in residential applications in the state of California as of July 1, 2019 to be equipped with a battery backup to ensure safe exit during power failures.

Standard and Optional Equipment

WiFi
Wall Station



Deluxe
Wall Station

MTR-3 3-Channel
Visor Transmitter



Obstacle-Sensing
Beams

Standard Equipment

In addition to your choice of head units and belt or chain rail in multiple lengths, Linear systems come supplied with an easy-to-install obstacle sensing system (includes 35 feet of wire on each beam and 20 feet for wall station), all necessary mounting hardware and the following items:

Deluxe Wall Station (LDC0800)

- Controls for Up/Down/Stop, lights, vacation switch On/Off
- Backlit LEDs always on to enable users to find controls in the dark

WiFi Wall Station (LDC0850/852)




- Controls for Up/Down/Stop, On/Off/Dim lights, turn vacation mode on/off and for pairing the GDO to a WiFi access point for smart operation
- Multiple LED indicators to tell the user the status of vacation mode and WiFi connectivity

MTR-3 3-Channel Visor Transmitter

- Three channels — homeowners with three operators (or who live in a gated community) need only one remote per car
- Red LED lets user know unit is transmitting
- Dual-position visor clip

Obstacle-Sensing Beams

- Snap-in, non-polarized, obstacle-sensing beams
- Sonically sealed to prevent water intrusion

Model	Power	Warranties	Standard Equipment	Options
LDC0800 Belt or Chain Drive 	800 Newton DC Motor	Lifetime / Motor Lifetime / Belt 5-Year / Mechanical parts 1-Year / Electrical parts	<ul style="list-style-type: none"> • Deluxe Wall Station • MTR-3 3-Channel Visor Transmitter • Obstacle-Sensing Beams • Single lamp 	<ul style="list-style-type: none"> • 7, 8 and 10 ft. T rails • CHCR I rail Conversion Kit • Complete family of MegaCode transmitters and receivers • Optional Battery Backup
LD0850 Belt or Chain Drive 	800 Newton DC Motor	Lifetime / Motor Lifetime / Belt 5-Year / Mechanical parts 1-Year / Electrical parts	<ul style="list-style-type: none"> • Smart Wall Station • MTR-3 3-Channel Visor Transmitter • Obstacle-Sensing Beams • Single LED • Battery backup Included 	<ul style="list-style-type: none"> • 7, 8 and 10 ft. T rails • CHCR I rail Conversion Kit • Complete family of MegaCode transmitters and receivers
LD0852 Belt or Chain Drive 	800 Newton DC Motor	Lifetime / Motor Lifetime / Belt 5-Year / Mechanical parts 1-Year / Electrical parts	<ul style="list-style-type: none"> • Smart Wall Station • MTR-3 3-Channel Visor Transmitter • Obstacle-Sensing Beams • Dual LED • Battery backup Included 	<ul style="list-style-type: none"> • 7, 8 and 10 ft. T rails • CHCR I rail Conversion Kit • Complete family of MegaCode transmitters and receivers

Optional Equipment

Rails

All Linear rails are of one-piece, rolled-steel construction and are flush-mountable to ceiling. Belt rails carry a lifetime belt warranty.

Model	Description	Features
HBT7C	7' Belt T rail	<ul style="list-style-type: none"> • Pre-tensioned, steel-reinforced belt • Interchangeable with all heads
HBT8C	8' Belt T rail	<ul style="list-style-type: none"> • Pre-tensioned, steel-reinforced belt • Interchangeable with all heads
HBT10C	10' Belt T rail	<ul style="list-style-type: none"> • Pre-tensioned, steel-reinforced belt
HCT7C	7' Chain T rail	<ul style="list-style-type: none"> • Pre-tensioned chain drive • Interchangeable with all heads
HCT8C	8' Chain T rail	<ul style="list-style-type: none"> • Pre-tensioned chain drive • Interchangeable with all heads
HCT10C	10' Chain T rail	<ul style="list-style-type: none"> • Pre-tensioned chain drive
CHCR-7/8	7' or 8' I rail conversion	<ul style="list-style-type: none"> • Field-installed accessory creates I-Beam rail
CHCR-10	10' I rail conversion	<ul style="list-style-type: none"> • Field-installed accessory creates I-Beam rail

MegaCode Radio Controls

Choose from the industry's widest selection of add-on radio controls.

TRANSMITTERS

- ACT-21** – 1-Channel Keychain
- ACT-22** – 2-Channel Keychain
- ACT-31B** – 1-Channel Keychain
- ACT-34B** – 4-Channel Keychain
- LPWKP** – Residential Wireless Keypad
- LPWKP-G** – Residential Wireless Keypad
- MTR-1** – 1-Channel Visor
- MTR-3** – 3-Channel Visor
- MDT-1A** – Deluxe 1-Channel Visor
- MDT-2A** – Deluxe 3-Channel Visor
- MDT-4A** – Deluxe 4-Channel Visor

RECEIVERS

- MDR/U** – 1-Channel 110 V Universal Plug-In Receiver
- MDR-2** – 2-Channel Receiver
- MDRG** – 1-Channel Gate Receiver
- SMDRG** – 1-Channel Extended Range Receiver
- AP-5** – Gate/door Operator Controller

TEST EQUIPMENT

- FT/1** – RF Field Tester

Specifications *(Individual shipping weight, overall length)*

	HCT7C/HBT7C (21 lbs/18 lbs)	HCT8C/HBT8C (23 lbs/20 lbs)	HCT10C/HBT10C (27 lbs/24 lbs)
LDC0800 (16 lbs)	124.5"	139"	159.5"
LD0850 (24.4 lbs)	124.5"	139"	159.5"
LD0852 (24.4 lbs)	124.5"	139"	159.5"



MTR-3

ACT-31B



MDR/U

LPWKP / LPWKP-G



BBU
Battery Backup
option for the
LDC0800

We put you in Access Control

From garage to gate to total access control, Linear can supply you with superior systems and advantage-rich add-ons.

- Telephone Entry Systems
- Keypads
- Stand-Alone Receivers
- Access Controllers
- Proximity Card Readers
- Transmitters
- BluePass™ Bluetooth Proximity Card Reader

We put you in Radio Control



Linear's most popular family of radio controls.
310 MHz frequency and 256 dip switch-settable codes.



One of our industry's top brands.
A choice of 300 or 310 MHz frequency
and 1,024 dip switch-settable codes.



Our most secure and versatile format.
318 MHz frequency and over 1,000,000 factory
programmed codes.



These 310 MHz controls are Stanley compatible.
One-channel models offer 1,024 dip switch-settable
codes; two-channel models, 512 codes.



Ideal for residential or commercial uses.
318 or 288 MHz frequency with up to
19,000 changeable codes.

We put you in Gate Control

Linear offers swing, slide and barrier gate operators for every application — multi-family, commercial and residential — for any type, size and weight of gate. Put them together with Linear control systems for a complete entry solution!



Nortek Security & Control | 5919 Sea Otter Place | Suite 100 | Carlsbad, CA 92010 | 800.421.1587 | linear-solutions.com

Copyright © 2019 Nortek Security & Control LLC. All rights reserved. Linear is a registered trademark of Nortek Security & Control LLC. All other products or name brands are trademarks of their respective holders. Specifications and product availability subject to change without notice. Connect with us today—NortekControl.com or 1.800.421.1587.

NORTEK
SECURITY & CONTROL